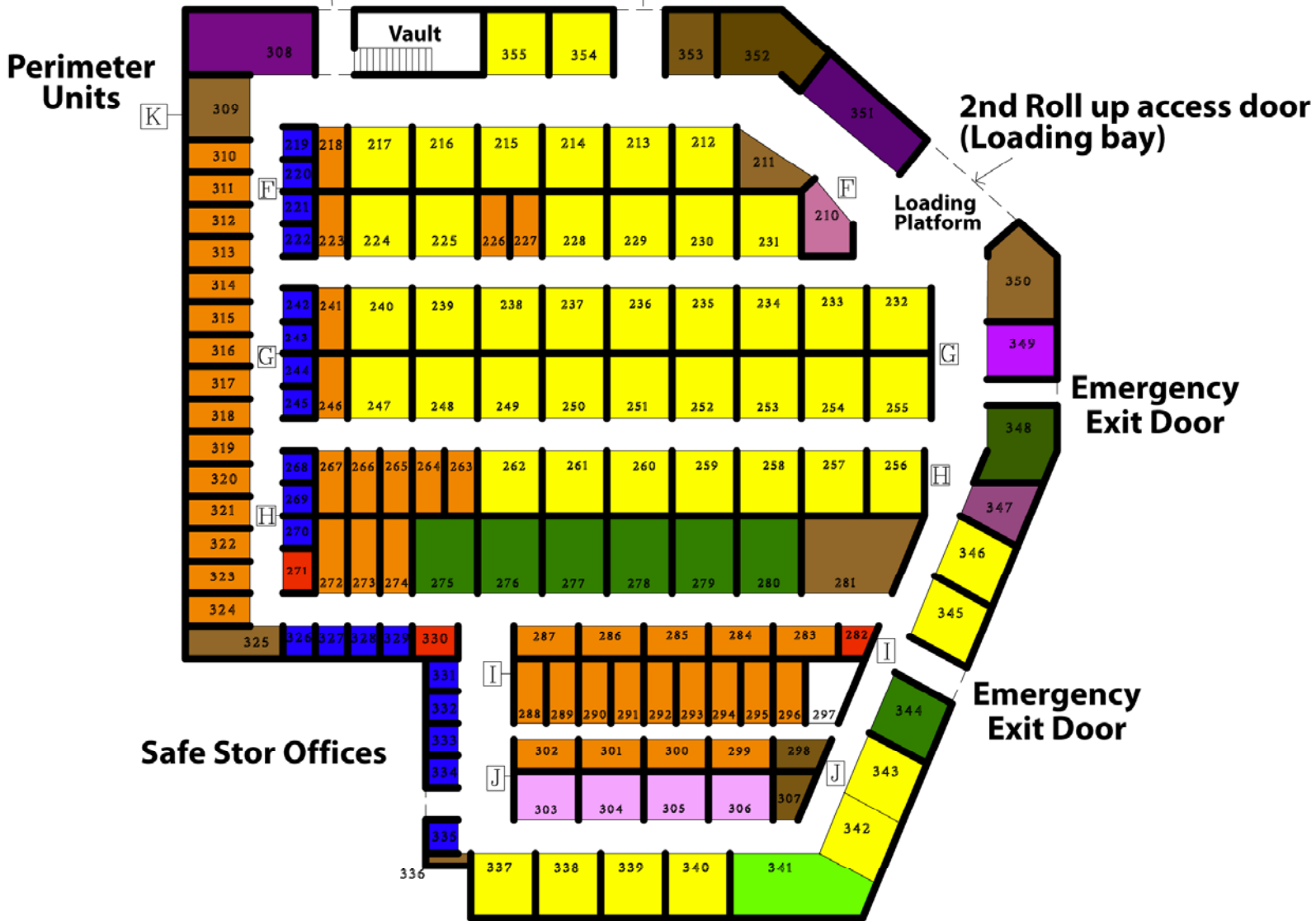






















Climate Controlled Storage Units

Vault Access
- separate code required

Main Entrance double doors
with access code



- | | | | |
|---|--|--|--|
|  10 x 10 |  7.5 x 10 |  10 x 15 | |
|  5 x 7 |  10 x 20 |  7 x 10 - unit 309, 353 |  12 x 14 - unit 281 |
|  5 x 10 |  10 x 14 |  7 x 7 - unit 336 |  5 x 9 - unit 298 |
|  5 x 5 |  8 x 10 |  7.5 x 5.5 - unit 307 |  14 x 20 - unit 350 |
|  10 x 12 |  9 x 10 |  10 x 18 - unit 352 |  5 x 15 - unit 325 |
| | |  6 x 14 - unit 211 | |